



KJUGEKULL BOULDERING

1286 boulder problems in the south of Sweden

Finally!

Sixteen years after its predecessor it is finally here, the third guidebook over the amazing climbing area of Kjugekull. The book contains detailed maps over each one of the 31 sectors which make up the area, together with a handful of photo-topos of the most crowded boulders. In total there are nearly 1300 boulder problems at Kjugekull, all of them included in this guide, along with descriptions and coordinates to all sectors, a quality scale to distinguish better climbs from not so good ones and exclamation marks to identify highballs.

Included are also some lists displaying problems in different styles such as *The slabs*, *The weird ones* and the legendary *Bucket List*. A section about sectors and climbs suited for children has also been added to make planning family outings easier. Finally to top it all off the book contains over 100 beautiful coloured photographs showing off the surroundings and the most spectacular climbs!

Get your copy of [Kjugekull Bouldering](#) now!

Content:

- 224 colour pages – high quality paper and print
- 9 area overviews – practical information, grade distribution and recommended climbs
- 31 sectors – detailed maps with references to problems and nearby sectors
- 1286 boulder problems – description, first ascensionist, photo reference, highball marker
- 3 levels of problem quality – the really good, the good, and the rest
- 110 photographs – inspiration, surroundings and best problems
- 8 lists of problem styles – Dynos, slabs, mantles and several more
- 2 problem indexes – alphabetical and grades
- Photo-topos when problem density is high
- GPS coordinates for easy navigation
- Text content – history, geology, practical information
- Section about child-friendly sectors and climbs
- Tick-boxes for easy progress tracking – next to each problem and in the grade index
- All texts and descriptions in English

Harald Bohlin & Carl Nilsask – Lund, April 2019



Table of contents

1 The place

Climbing at Kjugekull	p.9
Geology	p.11
History	p.13
A guide to the guidebook	p.16
Area overview	p.19

2 The problems

Gamla skogen — The old forest	p.23
Ängen — The meadow	p.45
Hagarna — The pastures	p.63
Höjden — The hill	p.75
Baksidan — The backside	p.93
Insidan — The inside	p.113
Hörnet — The corner	p.137
Utsidan — The outside	p.165
Avkroken — The outskirts	p.187

3 The lists

Child friendly problems	p.195
Problem styles	p.197
Index of names	p.199
Index of grades	p.209



Area overview - 9 areas, 31 sectors

1 Gamla skogen	p.23	6 Insidan	p.113
A Linds långa linje	p.25	A Moby Dick	p.115
B Ehmanns sittstart	p.29	B Matador	p.121
C Imperator	p.35	C Lithium	p.131
D Monolith	p.37	7 Hörnet	p.137
2 Ängen	p.45	A Grodan Boll	p.139
A Kluvna stenen	p.47	B Colosseum	p.147
B Ostbågen	p.53	C Tunn luft	p.155
C Två hål i en spricka	p.61	8 Utsidan	p.165
3 Hagarna	p.63	A Grinden	p.167
A Första stenen	p.65	B Caféblocket	p.169
B Sonic	p.67	C Schweizerosten	p.173
C Tjurstenarna	p.73	D Kung Fu	p.177
4 Höjden	p.75	E Nä, men Jeppe	p.183
A Daniels kluriga sva	p.77	9 Avkroken	p.187
B Silikon	p.79	A Splinter	p.189
C Bäverblocket	p.81	B Pestkyrkogården	p.191
D Det gåtfulla folket	p.87		
E Lustans lakej	p.91		
5 Baksidan	p.93		
A Dumbo	p.95		
B Baltazar	p.101		
C Våroffer	p.107		

Approaching the area Ängen from the car park
Photo: Erik Karlsson



Gamla skogen - The old forest

Area and climbing

At the northern edge of Kjugekull lies *Gamla skogen*, an open beech forest scattered throughout with boulders in varying sizes, ranging from a few meters to as large as houses. The landings are almost always good, but some of the taller lines still require a few crash pads.

The boulder problems in this area are typical for Kjugekull, they provide lots of vertical climbing on small edges and thin cracks, favouring a strong grip and precise feet. But there are also a few demanding overhangs as well as some of the most difficult slabs found in the forest.

This part of Kjugekull is well-visited and easy to access and navigate thanks to the many well-trodden paths. The rock dries quickly, which is something to keep in mind for rainy days. Some of the boulders offer suitable climbs for children, especially those in the sector of *Ehmanns sittstart*.

All these factors make *Gamla skogen* one of the more popular areas, and for better or worse you rarely find yourself alone.

Sectors

- A** *Linds långa linje* p.25
- B** *Ehmanns sittstart* p.29
- C** *Imperator* p.35
- D** *Monolith* p.37

Top 5

- 1** *Monolith*, 7A+ p.43
- 2** *Linds långa linje*, 6B+ p.25
- 3** *Imperator*, 7B+ p.35
- 4** *Hajfena*, 5+ p.37
- 5** *Mr Mantle direkt*, 5 p.37



Winter is coming in the north
Photo: Anders Gustafsson



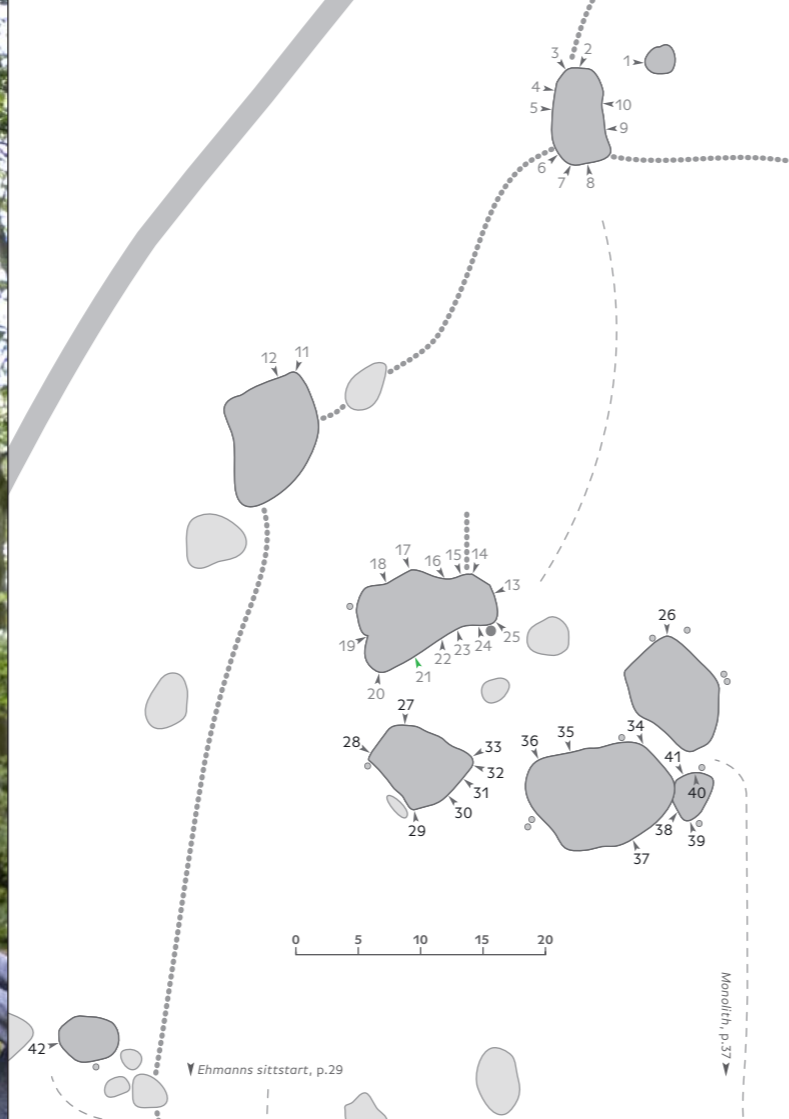


Linds långa linje

56.07996, 14.35958

1	NWA	L	Johan Andersson, 2002	<input type="checkbox"/>
2	Kornet	L	Harald Bohlin, 2000	<input type="checkbox"/>
3	Skottlinjen	L	Harald Bohlin, 2000	<input type="checkbox"/>
4	<i>Grisaradion</i>	L	Daniel Ehmann, 2004	<input type="checkbox"/>
5	Riccochet	L	Harald Bohlin, 2000	<input type="checkbox"/>
6	<i>Silver bullet</i>	5+	Standing start without the stone wall. John Burgess, 2005	<input type="checkbox"/>
	<i>Silver bullet sittstart</i>	6C+	Sit start. Climb straight up. Carl Nilsask, 2017	<input type="checkbox"/>
	<i>Utskjutet sittstart</i>	7A+	Sit start. Climb up to the right. Without the ledge to the right. Carl Nilsask, 2017	<input type="checkbox"/>
7	Utskjutet	6B	Without the ledge to the right. Jens Rennstam, 2002	<input type="checkbox"/>
8	Kaliber	L	Adam Williams, 2000	<input type="checkbox"/>
9	<i>Kolv</i>	L	Johan Andersson, 2000	<input type="checkbox"/>
10	<i>Rekyl</i>	L	Sit start. Harald Bohlin, 2000	<input type="checkbox"/>
11	<i>Strykjärnet</i>	L		<input type="checkbox"/>
	<i>Strykjärnet sittstart</i>	6A+	Sit start. John Burgess, 2004	<input type="checkbox"/>
12	<i>Strygebrættet</i>	5+	Sit start. Morten W Rasmussen, 2007	<input type="checkbox"/>
13	<i>No move wonder</i>	6B	Mantle without heel hook. Jonas Fajersson, 1997	<input type="checkbox"/>
14	Korsfäst II - Hämnden	6C+	Start with right hand on the arête and left hand in an undercling. Ola Modéer, 2007	<input type="checkbox"/>
15	Vittula	6B	Standing start without the stone on the ground. Follow the arête up to the left. Harald Bohlin, 2002	<input type="checkbox"/>
16	Perkele	6A	Johan Andersson, 2002	<input type="checkbox"/>
17	Abraxas	! 6B+	Climb straight up. Carl Nilsask, 2019	<input type="checkbox"/>
18	Demian	! 7A	Carl Nilsask, 2015	<input type="checkbox"/>
19	Endast för förryckta	! 6C+	Benjamin Linné Ryn, 2014	<input type="checkbox"/>
20	Ehmanns elddop	*! 6A	Daniel Ehmann, 1993	<input type="checkbox"/>
21	Linds långa linje 	*! 6B+	Patrik Lind, 1993	<input type="checkbox"/>
	Linds långa linje sittstart	! 6C+	Sit start. Fredrik Nilstorp, 2005	<input type="checkbox"/>
22	Zenit	! 7A	Gustav Kamf, 2006	<input type="checkbox"/>
23	Forza  p.196	* 7B+	Jonas Fajersson, 1999	<input type="checkbox"/>
24	<i>Abekatten</i>	6A	Jonas Fajersson, 1999	<input type="checkbox"/>
	<i>Forza sittstart</i>	7C	Sit start with undercling. Martin Møller, 2006	<input type="checkbox"/>
25	<i>Kläm min citron</i>	6B	Sit start. Traverse to the right and mantle by <i>No move wonder</i> . Johan Andersson, 2002	<input type="checkbox"/>

Linds långa Linje, 6B+
Photo: Benjamin Linné Ryn

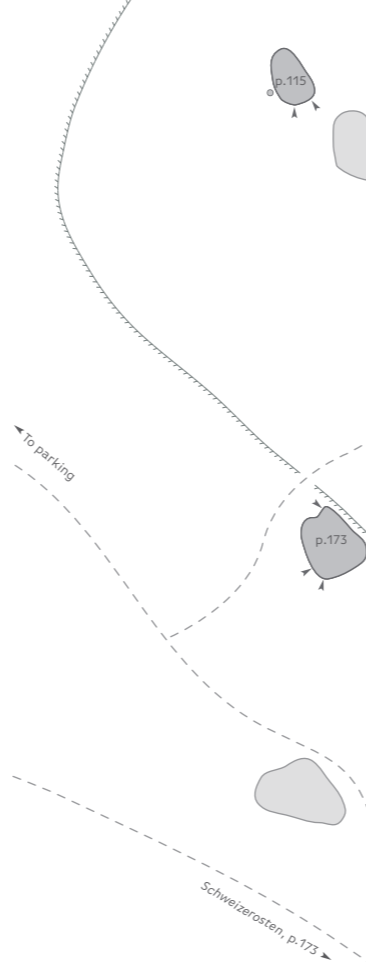
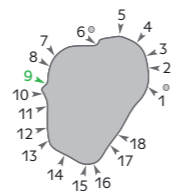
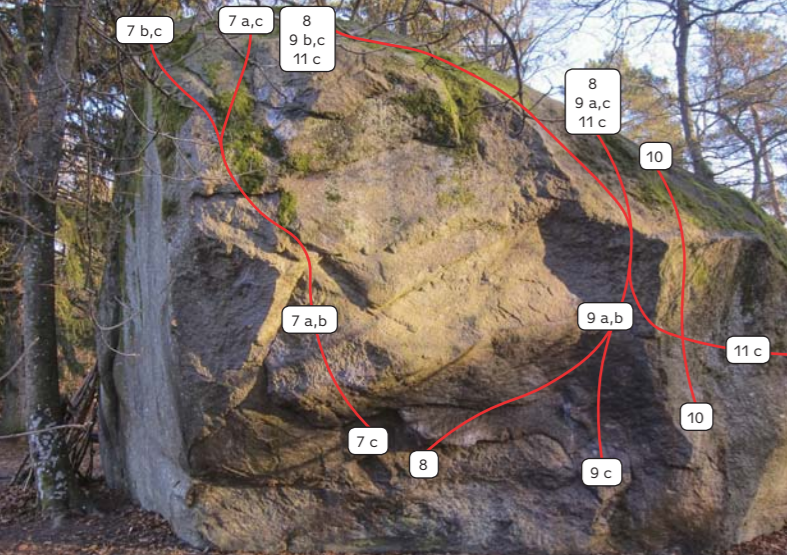


Linds långa linje

56.07996, 14.35958

26	il Nostro	6B+	Sit start. John Burgess, 2004	<input type="checkbox"/>
27	La Bohème	*! 7C	Standing start on the stone. Erik Grandelius, 2009	<input type="checkbox"/>
28	Sir Psyko	! 6B	Follow the arête up to the left and mantle at the top. Gustav Kamf, 1999	<input type="checkbox"/>
29	Arettvå	5	Per Jergle, 1993	<input type="checkbox"/>
30	Svatvå	L	Per Jergle, 1993	<input type="checkbox"/>
31	Svaett	5+	Per Jergle, 1993	<input type="checkbox"/>
32	Areten	5+	Patrik Lind, 1993	<input type="checkbox"/>
33	Problemett	6A	Daniel Ehmann, 1993	<input type="checkbox"/>
	Sittett	* 6B	Sit start.	<input type="checkbox"/>
34	<i>Hörnet på hörnet</i>	L	Fredrik Rapp, 2004	<input type="checkbox"/>
35	Linds sva	! 5+	Patrik Lind, 2008	<input type="checkbox"/>
36	Toxic	! 6B	Fredrik Rapp, 2004	<input type="checkbox"/>
37	<i>Störst går först</i>	L	Follow the groove.	<input type="checkbox"/>
38	<i>Ciao bella!</i>	6A+	Sit start. Jonas Säll-Samuelsson, 2002	<input type="checkbox"/>
39	<i>Ciao bello!</i>	5	Sit start. Climb up to the left of the arête. Jonas Säll-Samuelsson, 2002	<input type="checkbox"/>
40	Freak tweak	6C+	Sit start. Ola Modéer, 2009	<input type="checkbox"/>
41	<i>Ett litet skämt</i>	6B+	Start with tiny edges.	<input type="checkbox"/>
42	Lilla Bleau	6B	Sit start. Jonas Fajersson, 1999	<input type="checkbox"/>

La Bohème, 7C
Photo: Erik Karlsson



Caféblocket

56.07360, 14.36391

1	Gastonareten	*	6A	
2	Kristallsvaet	*	6B+	<input type="checkbox"/>
3	<i>Kristallareten</i>		6B	Ola Modéer & Johan Persson, 2006
4	Bit av kaka		L	Harald Bohlin, 2000
5	Ballerina		6C+	Harald Bohlin, 2000
6	Grov groove p.170	*!	6B+	Harald Bohlin, 2000
	<i>Grov groove sittstart</i>	!	7A+	Sit start. Harald Bohlin, 2005
7a	Pinocchio p.16	*	7B+	Swing start. Climb straight up. Jonas Fajersson, 2000
b	St David and his one man army of Salvation		7C	Swing start. Climb up to the left. Oskar Rennstam Rubbmark, 2012
c	Pinocchio sittstart		8A+	Sit start. Finish with <i>Pinocchio</i> or <i>St David and his one army of Salvation</i> . Bjørn Arnel Iisager, 2017
8	Abe index		7C	Sit start. Climb to the right and finish with <i>Clark Kent</i> or <i>Gepetto</i> . Martin Møller, 2006
9a	Clark Kent	*	6C	Climb straight up.
b	Gepetto		6C+	Climb up and traverse to the left. Mantle by <i>Pinocchio</i> . Harald Bohlin, 2000
c	Stålmannen		7B	Sit start. Finish with <i>Clark Kent</i> or <i>Gepetto</i> . Harald Bohlin, 2000
10	Tunga		6A	Sit start.
11a	<i>Lätta</i>		L	
b	<i>Elevator</i>		6C	Sit start. Climb straight up. Jonas Säll-Samuelsson, 2003
c	<i>Lex Luthor</i>		7C	Sit start. Traverse to the left and finish with <i>Clark Kent</i> or <i>Gepetto</i> . Petter Ulmert, 2004
12	Bregott		L	
13	Flora		L	
14	Trollmoj		7A+	Sit start without the stone on the ground. Finish with <i>Flora</i> . Johan Andersson, 2001
	Mojo		7A+	Sit start without the stone on the ground. Finish with <i>Viagra</i> . Gustav Kamf, 2000
15	<i>Viagra</i>		6A+	
	Celluliten		8A	Sit start. Oskar Rennstam Rubbmark, 2009
16	<i>Rabarber</i>		6B	Harald Bohlin, 2000
17	Gillette		6C	
18	Skål! p.10 & 171		P	Climb straight up from the obvious start hold.

Clark Kent, 6C
Photo: Erik Karlsson



Grov groove, 6B+ (p.169)
Photo: Erik Karlsson

Skåll, project (p.169)
Photo: Ola Modéer





www.kjugekullbouldering.se